



1 INTRODUCTION

- 1.1 This report provides the Community Planning Partnership (CPP) with an update, including summary, on the Single Outcome Agreement (SOA). The report illustrates that 79.6% of all measured outcomes are on target.
- 1.2 The Community Planning Management Committee monitors performance and has recently adopted a more robust approach to managing those measures that are not performing to target. This will enable the partnership to challenge performance, review the indicators being used, identify clear improvement actions and assess their impact on the overall outcomes.
- 1.3 It is also important that the measures contained within the SOA remain relevant to the partnership. The management Committee has recently agreed to refresh the measures in the SOA.

2 RECOMMENDATION

- 2.1 It is recommended that the CPP:
1. Note performance in the SOA Annual Report 2009/10
 2. Note the Management Committee's decision to refresh the success measures in the SOA
 3. Note the Management Committee's decision to review actual

national outcomes set out by the Scottish Government. These local outcomes relate to the priority themes of our Community Plan:

- Outstanding Environment
- Vibrant Communities
- Forward Looking

The SOA binds partners in a joint agreement to deliver services collectively in the best interests of and in partnership with the communities and individuals in Argyll and Bute.

3.2 The progress on the National Outcomes at 31st March 2010 for Argyll and Bute Community Planning Partnership is highlighted in this report. This report presents performance information on progress towards the 15 National Outcomes at 31st March 2010 for Argyll and Bute Community Planning Partnership. This is illustrated in the attached table by green/red status. The overall performance for each Outcome is arrived at by a simple roll-up of success measures. If one measure is off target, the Outcome overall is shown as off target:

- 5 Outcomes are green where performance targets have been met or exceeded in 2009/10
- 10 outcomes are red where performance has decreased or targets have not been met. These Outcomes are identified as requiring improvement actions.

Of a total 118 measures in the SOA, 94 or 79.6% are on or exceeding their target.

3.2 For the purpose of reporting, we have identified the key success measures for each national outcome. These are supported by related success measures. The related success measures have no overall weighting to the performance against a national outcome although each success measure will be a key success measure for one national outcome.







3.3 In the first section of the report, a summary is provided for each National Outcome illustrating the current status Argyll and Bute Community Planning Partnership is at in relation to contributing to the National Outcome. The status of the key local indicators is based on the latest available data up to and including 31st March 2010.

3.4 Each National Outcome is then highlighted in more in

reporting period. The status of each success measure is supplemented with details of the latest available data at an Argyll and Bute level up to 31st March 2010.

- 3.5 It should be noted that there is still significant effort required by the Council to collect performance information on the indicators selected for the SOA by partners. The time lag in some of these indicators results in a real difficulty in measuring the performance that has been achieved and

National Outcome 11 – We have strong, resilient and supportive communities where people take responsibility for their own actions and how they affect others.



Overall performance						 G
Illustration of performance	 G	 G	 G	 G	 G	

National Outcome 1 – We live in a Scotland that is the most attractive place for doing business in Europe.

Key local outcomes

Ref	Description
-----	-------------

VC3

LPI08	Visit Scotland	Visitor figures for selected attractions in Argyll and Bute	Bute Discovery Centre - 107,429 Dunstaffnage Castle - 28,282 National Park Centre Luss - 89,329 Inveraray Jail - 64,532 Hill House - 26,811 (all 2006)	Bute Discovery Centre - 103,906 Dunstaffnage Castle - 21,478 National Park Centre Luss - 61,063 Inveraray Jail - 65,481 Hill House - 26,254 (All figures are for 2009 except for Bute and Luss, for which 2008 figures are used)	 Red	There was an increase in the number of visitors to Dunstaffnage Castle, Inveraray Jail and Hill House than what was recorded the previous reporting period. Modest targets were set of a 1% increase to each attraction on a yearly basis. However, the increase in visitors did not reach the 1% increase figure.
LPI09	Visit Scotland	Annual total visitor numbers to all Tourist Information Centres	700,817 visitors (2008/09)	730,935 visitors	 Green	There was an increase in the number of visitors to Tourist Information Centres for FQ3. However, for FQ1 and FQ2, there was a drop in visitors compared to the same period in 2008/09.
Other related local outcomes						
Ref	Description					
OE4	An area that is accessible, yet retains its remote character					

VC7	High quality public services and leisure/community facilities that attract people to settle in Argyll and Bute
FL4	Partnership working across all sectors to coordinate developments, market Argyll and Bute and remove constraints

Other related success measures			
Ref	Lead Organisation	Success measures	Status
LPI01	Argyll and Bute Council	Network road condition indicator (excludes trunk roads)	● Red
ABC07a	Argyll and Bute Council	Transport infrastructure projects completed	● Red

National Outcome 2 – We realise our full economic potential with more and better employment opportunities for our people.

Key local outcomes




Ref	Description
OE2	The environment is respected as a valued asset that can provide sustainable opportunities for business
OE3	A high quality image and identity that is recognised and appreciated globally
VC2	Well balanced demographically with young people choosing to stay or move to the area
VC3	Vibrant local economy that is based on core attributes of the area, flexible and open to new opportunities
VC7	High quality public services and leisure/community facilities that attract people to settle in Argyll and Bute


Key success measures


Ref	Lead Organisation	Success measures	Baseline	Actual progress	Status	Commentary
LPI06	Argyll and Bute Council	Percentage of all planning applications dealt with in 2 molth				

Clear
objectives
agreed for
renewables

ABC06b Argyll and Bute Council
Progress to release land around

LPI03	Scottish Government	GRO mid-year data – average net migration of young aged 16-24	-329 (2002/6)	-266	 Green	The level of migration of young aged 16 – 24 still indicates that there are more members of this group moving out of Argyll and Bute than in, mainly due to undertaking Higher Education outside the area. A target of 1.5% increase in the levels of in-migration has been set and for 2009 performance was above the target.
LPI04	Scottish Government	GRO mid-year data – ‘Young’ age cohorts as proportion of total population	Aged 0-15 = 17.17%	16.19%	 Red	The proportion of the population aged 0-15 has fallen from 16.52% to 16.19%. The target for 2009 was 16.68%. An annual target to increase the proportion of the population of this age group by 1% based on the previous year data has been set.
			Aged 16-24 = 9.72%	10.32%	 Green	The proportion of the population aged 16 – 24 has increased slightly from 10.11% to 10.32%. The target for 2009 was 10.21%. An annual target to increase the proportion of the population of this age group by 1% based on the previous year data has been set.

LPI05	Scottish Government	Increased levels of net in-migration to Argyll and Bute (GRO Mid-Year estimates)	2002/6 461	-145	 Red	We are continuing to see a decrease in the level of net in-migration to Argyll and Bute. There are 6 Local Authorities in Scotland which saw a negative figure for net in-migration.
ABC09a		Business Gateway service established with transfer of				

				Business Gateway (Dunbartonshire) achieved 34 business start-ups.	 Red	<p>The total business start-ups for the whole of Argyll and Bute Council area was 106 out of a total target of 128. It should be noted that for Q1, 2010/11 the combined start-ups across the Argyll and Bute Council area exceeded its target by 50%, 48 start ups compared with a target of 32.</p>
		% supported businesses still operating after 2 years	tbc	0.00%		<p>Reporting on the % of businesses trading after 2 years will start in 2011, 2 years after the establishment of Business Gateway. There is no historical database to track so will need to mature these results.</p>



Other related success measures			
Ref	Lead Organisation	Success measures	Status
ABC03a	Argyll and Bute Council	Clear objectives for forestry development	● Green
SEARS1	SEARS	Management agreements in place for key habitats for Marsh Fritillary, Black Grouse and Corncrake secured	● Green
ABC03b	Argyll and Bute Council	Homecoming – Additional visitors to the area	● Red



Other related local outcomes	
Ref	Description
OE2	The environment is respected as a valued asset that can provide sustainable opportunities for business
VC3	Vibrant local economy that is based on core attributes of the area, flexible and open to new opportunities
FL2	Proactive communities where local people and or

National Outcome 4 – Our young people are successful learners, confident individuals, effective

			Writing = 79%	Writing = 78%	● Green	The performance in 2009/10 was 78% compared with 82% for 2008/09. The target for 09/10 was 77%
			Maths = 85%	Maths = 87%	● Green	The performance in 2009/10 was 87% compared with 89% for 2008/09. The target for 09/10 was 82%
			Secondary	Secondary		
			Reading = 65%	Reading = 76%	● Green	Argyll and Bute Council continues to make progress towards the long term target and has improved on the baseline figure significantly.
			Writing = 48%	Writing = 55%	● Green	Argyll and Bute Council continues to make progress towards the long term target and has improved on the baseline figure significantly.

			Maths = 61%	Maths = 67%	 Green	Argyll and Bute Council continues to make progress towards the long term target and has improved on the baseline figure significantly.
			By the end of S4: 5+ Level 4 = 83%	By the end of S4: 5+ Level 4 = 80.6%	 Green	

			3+ Level 6 = 21%	3+ Level 6 = 23%	● Green	Argyll and Bute Council continues to make progress towards the long term target and has improved on the baseline figure significantly.
			5+ Level 6 = 9%	5+ Level 6 = 9.2%	● Green	Argyll and Bute Council continues to make progress towards the long term target and has improved on the baseline figure significantly.
			By the end of S6:	By the end of S6:		
			3+ Level 6 = 35%	3+ Level 6 = 35.4%	● Green	Improvements against the baseline figure.
			5+ Level 6 = 22%	5+ Level 6 = 23%	● Green	Improvements against the baseline figure.
			1+ Level 7 = 16%	1+ Level 7 = 16.1%	● Green	Improvements against the baseline figure.




P2 pupils
achieving Level

National Outcome 5 – Our children have the best start in life and are ready to succeed.

Key local outcomes

Ref	Description
VC1	Safe supportive communities with positive culture and sense of pride in the area
VC7	High quality public services and leisure/community facilities that attract people to settle in Argyll and Bute




Key success measures

Ref	Lead Organisation	Success measures	Baseline	Actual progress	Status	Commentary
ABC04b	Argyll and Bute Council	Number of children accessing the Early Years service	tbc	100% take up of pre-5 provision	 Green	The percentage of registered pre 5 children who take up a pre 5 placement was 100% throughout the year.
ABC04h	Argyll and Bute Council	Uptake of school meals	tbc	Number of entitled pupils taking a free meal on the day of survey - 948	 Green	The number of entitled pupils taking a free meal on the day of the survey was higher than the last 2 financial years.
NHS-H2	Argyll & Bute CHP	80% of all three to five year old children to be registered with an NHS dentist by 2010/2011.	70.5% NHS Highland (Sep 2008)	80.5%	 Green	Argyll and Bute CHP have continued to make good progress with this measure. However, it is worth noting that this measure is no longer a HEAT target and will not be monitored any longer.

National Outcome 6 – We live longer, healthier lives.

Key local outcomes



Ref	Description
VC1	Safe supportive communities with positive culture and sense of pride in the area
VC7	




ABC05b	Argyll and Bute Council	Percentage of older people receiving services cared for in care home	41.8% (Dec 2008)	35.75%	 Red	Considerable progress in 09/10 towards target. Target will be revised to 30% from October 2010 in line with launch of overnight Homecare teams and new Sheltered (Extra Care Housing) pilots being available during the autumn of 2010.
		Percentage of older people receiving services cared for with intensive home care	58.2 (Dec 2008)	64.25%	 Red	Considerable progress in 09/10 towards target. Target will be revised to 70% from October 2010 in line with launch of overnight Homecare teams and new Sheltered (Extra Care) Housing pilots being available during the autumn of 2010.
NHS-H4	Argyll & Bute CHP	Achieve agreed number of alcohol screenings using the setting-appropriate screening tool and appropriate alcohol brief intervention, in line with SIGN 74 guidelines by 2010/2011.	Data not yet complete for 2008/09	2638 interventions achieved	 Green	Argyll and Bute CHP is on track to achieve the new revised target which has been set for 2010/11.



Outpatient
referrals:12
weeks

0


Green

NHS-T10	Argyll & Bute CHP	NHS Boards will achieve agreed reductions in the rates of attendance at A&E, from 2006/2007 to 2010/2011; and from end 2007 no patient will wait more than 4 hours from arrival to admission, discharge or transfer for accident and emergency treatment.	98% wait <4 hours	99%	 Green	Continue to reach the target with this measure on a monthly basis. The past 12 months has seen a consistent rate of 98 – 99%.
NHS-A11	Argyll & Bute CHP	Maximum drug treatment waiting times (developmental)	tbd			There was no performance measure available for Argyll and Bute CHP for 2009/10.
NHS-T12	Argyll & Bute CHP	By 2008/2009, we will reduce the proportion of older people (aged 65+) who are admitted as an emergency inpatient 2 or more times in a single year by 20% compared with 2004/2005 and	43.7‰ (2004/5)		 Green	The number of Emergency Bed-days for patients aged 65 and over fell for 2 successive quarters up to and including FQ4 08/09. This measure has changed as the HEAT targets have developed,

		reduce, by 10%, emergency inpatient bed days for people aged 65 and over by 2008.	3262/1000 (2004/5)	3057/1000	 Green	The number of bed days for patients aged 65 and over was 3057 for FQ4 08/09. The target set was 3,373 and this was set by Argyll and Bute Council.
NHS-T4	Argyll & Bute CHP	Reduce the number of readmissions (within one year for those that have had a psychiatric hospital admission of over 7 days by 10% by the end of December 2009).	tbc awaiting validation	69	 Green	Although there has been an increase in the number of readmissions in FQ3 the level of readmissions is not as high as the target which has been set.
NHS-T6	Argyll & Bute CHP	To achieve agreed reductions in the rates of hospital admissions and bed days of patients with primary diagnosis of COPD (Chronic Obstructive Pulmonary Disease), Asthma, Diabetes or CHD (Coronary Heart Disease), from 2006/2007 to 2010/2011.	1740 per 100,000	The number of bed days per 100,000 population is 9,275.	 Green	This measure has changed slightly and it now focuses on the number of bed days per 100.000 population. The figure available for FQ2 09/10 shows that there has been a reduction compared to FQ1 09/10.

NHS-T9	Argyll & Bute CHP	Each NHS Board will achieve agreed improvements in the early diagnosis and management of patients with a dementia by March 2011.	629 (2006/7)	577	 Red	The data reported in March 2010 shows a decrease in the early diagnosis of patients with dementia. However, it is worth noting that ISD only publish validated data once a year.
NP20	Scottish Government	Reduce proportion of people aged 65 and over admitted as emergency inpatients 2 or more times in a single year	(A&B) 4.0% (Scot 2007) 4.8%	4.96%	 Red	The proportion of people aged 65 and over admitted as emergency inpatients 2 or more times in a single year was 4.96 in 08/09. A modest target for 08/09 was set by Argyll and Bute Council based on the long term target. This target was 3.97% The national average was 5.11 in 08/09.




National Outcome 7 – We have tackled the significant inequalities in Scottish society.

Key local outcomes

Ref	Description
VC4	Well connected economically and socially
VC6	Housing that is appropriate and affordable with local people able to participate in the housing market

Key success measures

Ref	Lead Organisation	Success measures	Baseline	Actual progress	Status	Commentary
ABC05a	Argyll and Bute Council	Community based support for children affected by disability	75%	69.30%	 Red	<p>Numbers of children receiving community based support tend to remain relatively stable overtime with some variations around school holiday periods. Community supports may include direct SW services; support from SW supported voluntary groups or direct payments.</p> <p>The target was to increase the proportion of children receiving community based support against those who are in residential school or other care settings to above the 75% mark.</p>

ABC05a

Argyll and
Bute Council

Proportion of
looked after and
accommodated

ABC05b

Argyll and
Bute Council

Resource centre

Proportion of
homeless
households
assessed in
priority need

78%

88%


Other related success measures			
Ref	Lead Organisation	Success measures	Status


National Outcome 8 – We have improved the life chances for children, young people and families at risk.

Key local outcomes




Ref	Description
-----	-------------


VC1

NP22	Scottish Government	All unintentionally homeless households will be entitled to settled accommodation by 2012	(A&B 2006/7) 73% (Scot 2006/7) 77%	88%	 Green	The Council's policy in delivering this aim was amended in October 2009 to ensure that it remained on track towards the national 2012 target."
ABC05e	Argyll and Bute Council	Waiting list for residential care for clients with learning				

ABC05b	Argyll and Bute Council	Resource centre placement for learning disability clients Completions on shared equity and social rented houses	 Green
--------	----------------------------	--	--

National Outcome 9 –


SP1b	Strathclyde Police	Violent crime: Rate of reporting of Domestic Abuse in Argyll & Bute per 100,000 population	Baseline 2007/08 Number of incidents 519 per 100,000 head of population	570 per 100,000 population	 Green	The rate of reporting domestic abuse incidents has increased to 570. This highlights good progress. This measure has been used for 09/10 although we recognise that it has been removed from the Improvement Service's Good Practice Note on the use of Outcome Indicators. The Improvement Service is working on an alternative measure.
SP2a	Strathclyde Police	Substance misuse: Anti-social offences (Consumption of alcohol in public and Urinating in Public)	Average (April 2004 – April 2008) 33 Detections for Offences per 10,000 head of population	69 2009/10	 Green	The number of anti-social detections has increased in 2009/10 and highlights good performance against the long term target.
SP2b	Strathclyde Police	Substance misuse: Number of persons detected for drug supply crimes	2008/09 Number of persons detected for drug supply crimes: 50	66	 Green	The level of persons detected for drug supply crimes has increased and





National Outcome 10 – We live in well-designed, sustainable places where we are able to access the amenities and services we need.

Key local outcomes

Ref	Description
-----	-------------

Key success measures						
Ref	Lead Organisation	Success measures	Baseline	Actual progress	Status	Commentary
LPI01	Argyll and Bute Council receives data as per Scottish Roads Maintenance Condition Survey (SRMCS)	Network road condition indicator (excludes trunk roads)	2006-8 Red = 17% Amber = 40% Green = 43%	Amber A class – 31.6% Amber B class – 45.9% Amber C class – 44.1% Amber U class – 32.4% Red A class – 12.6% Red B class – 15.6% Red C class – 12.6% Red U class – 25.3%	 Red	<p>The overall amber value has improved 2.0% indicating that the condition of the roads ready to move out of red has marginally improved overall. (This is due to the increased red percentage.) This figure will reflect the 2008/9 more severe winter. The equivalent Scottish average figure has deteriorated 0.9%.</p> <p>The overall red value has deteriorated 5.1% indicating that the condition of the roads has worsened overall. This figure will reflect the 2008/9 more severe winter and shows more roads moving to red. The equivalent Scottish average figure has deteriorated 0.7%. The previous years improvement has not been maintained.</p>

LPI02	Scottish Government	Scottish Household Survey – maintain positive perceptions of neighbourhoods	SHS (2005-6): 95% (A&B) respondents rated neighbourhood as very good / fairly good	97% (FY 07/08)	 Green	The latest figure available for Argyll and Bute is for 2007/08 where 95% of respondents rated their neighbourhood as good or fairly good. This is against a target of 96% and the national average of 92%.
ABC08	Argyll and Bute Council	Waterfront and town centre regeneration	n/a	Delayed but rescheduled	 Green	50% of FBC were to be complete by July 2010 and good progress is being made in Campbeltown and Helensburgh. Executive approval for commitment of capital funds will be sought following FBC completion. Work continues to progress the Council's multi-million pound CHORD programme. The aim of this £30 million programme is to create dynamic centres of employment and economic activity in Argyll and Bute. Each of the CHORD projects is developing a Full Business Case i.e. progressing through the various stages of design and firming up benefits/costs.

ABC07a

Argyll and
Bute Council

Transport
infrastructure
projects
completed

Complete works
on projects

- Schemes on the A816
- A818
- Pennyghael Bridge
- A83 south of Muasdale
- A819 north of Inveraray
- Other schemes
- Asset sustainability

One road scheme on the A818 and one on the A816 have been completed.


Red

The Council has made significant changes to its capital programme planning, prioritisation and project management. These are now subject to PRINCE2 project management approach, with the Departmental Management Team operating as Project Board to review progress monthly. Performance is reported to the Strategic Management Team and the

ABC04i

Argyll and
Bute Council

School estate
strategy agreed
to direct future
investment in

FL4	Partnership working across all sectors to coordinate developments, market Argyll and Bute and remove constraints
-----	--

Other related success measures			
Ref	Lead Organisation	Success measures	Status
NP33	Scottish Government	Increase to 95% the proportion of protected nature	

LPI05

Scottish
Government


Increased levels of net in-migration to Argyll and Bute (GRO Mid-Year estimates)

National Outcome 11 – We have strong, resilient and supportive communities where people take responsibility for their own actions and how they affect others.

Key local outcomes

Ref

NP29	Scottish Government	Decrease the estimated number of problem drug users in Scotland by 2011	(A&B) – 609 (2003 figure) (Scot 2003) 51, 582	548	● Green	The number of problem drug users in 2006 had decreased compared to the 2005 figure. A target of 587 had been set for 2006 so performance against this target was good.
NP17	Scottish Government	Reduce the percentage of the				

SP1b	Strathclyde Police	Violent crime: Rate of reporting of Domestic Abuse in Argyll & Bute per 100,000 population	 Green
------	-----------------------	---	--

NP33

Scottish
Government

Increase to
95% the
proportion of
protected
nature sites in
favourable
condition

(A&B) – No
data available
(Scot 2005 –
2008) 78%

89.7%


Red

Argyll and Bute has 459
features which are
being monitored. 49 of
these are in
unfavourable, no
change or declining
condition. However for
some of these
features there will be no
on site remedy
suggesting that
achieving 95% in

Developers signed up to the renewable energy concordat

National Outcome 13 – We take pride in a strong, fair and inclusive national identity.

Key local outcomes

Ref	Description
OE3	A high quality image and identity that is recognised and appreciated globally
VC5	A sense of history with a view to the future
FL1	Communities that are culturally rich with a desire to excel

Key success measures

Ref	Lead Organisation	Success measures	Baseline	Actual progress	Status	Commentary
ABC03b	Argyll and Bute Council	Homecoming – Additional visitors to the area	n/a (Year of Homecoming relates to 2009 and no baseline figures available)	41,864 (Dec 2009)		

LPI07		Proportion of the population who can speak, read or write Gaelic	5.2%			The baseline used for this measure is from the 2001 census. An accurate update is not available until the next census carried out in 2011.
		Proportion of the population with some Gaelic language ability, including understanding spoken word	7%			The baseline used for this measure is from the 2001 census. An accurate update is not available until the next census carried out in 2011.
Other related local outcomes						
Ref						

National Outcome 14 – We reduce the local and global environmental impact of our consumption and production.







Key local outcomes


Ref	Description
OE1	High quality environment that is valued, recognised and protected
VC4	Well connected economically and socially

Key success measures


Ref	Lead Organisation	Success measures	Baseline	Actual progress	Status	Commentary
-----	-------------------	------------------	----------	-----------------	--------	------------

National Outcome 15 –

				81.3% satisfied with refuse collection	 Green	This measure only has data for a 2 year period at an Argyll and Bute level although it is above the national average.
				64.4% satisfied with local schools	 Green	This measure only has data for a 2 year period at an Argyll and Bute level although it is above the national average.
				30.2% satisfied with social work services	 Green	This measure only has data for a 2 year period at an Argyll and Bute level although it is above the national average.
				56.6% satisfied with public transport services	 Green	This measure only has data for a 2 year period at an Argyll and Bute level although it is below the national average.
				68.80% satisfied with street cleaning services	 Green	This measure only has data for a 2 year period at an Argyll and Bute level although it is above the national average.
ABC11	Argyll and Bute Council	Process for Change business cases agreed for lead opportunities	n/a	Full Business Cases for Process for Change were approved in December 2009.	 Green	The Council approved the Full Business Cases in December 2009. The Workforce Deployment and Customer Management projects have now moved to the implementation stage.

		supported by 50% of key frontline staff in mental health and substance misuse services, primary care, and accident and emergency being educated and trained in using suicide assessment tools/ suicide prevention training programmes by 2010		26% of Argyll and Bute CHP staff have received the training	 Red	26% of staff have received the suicide prevention training against the target set of 50%.
--	--	---	--	---	--	---


513d4/B5K513u144/qEGV3 |o/5B45BB3h44eEFBE31|o/5B45BB3 |0K845BB3s|0B/5B4Bk3e14/15k513T5/FBEGV3

NHS-H6	Argyll & Bute CHP	Through smoking cessation services, support 8% of your Board's smoking population in successfully quitting (at one month post quit) over the period 2008/9 – 2010/11	16 per month average (Apr-Sep 2008)	The number of quits by March 2010 was 684.	 Red	The target quits per month is not being realised
--------	-------------------	--	-------------------------------------	--	---	--

Other related local outcomes

VC1 | Safe supportive communities with positive culture and sense of pride in the area

Other related success measures

Ref	Lead Organisation	Success measures	Status
ABC05c	Argyll and Bute Council	Waiting list for home care adults	 Green

